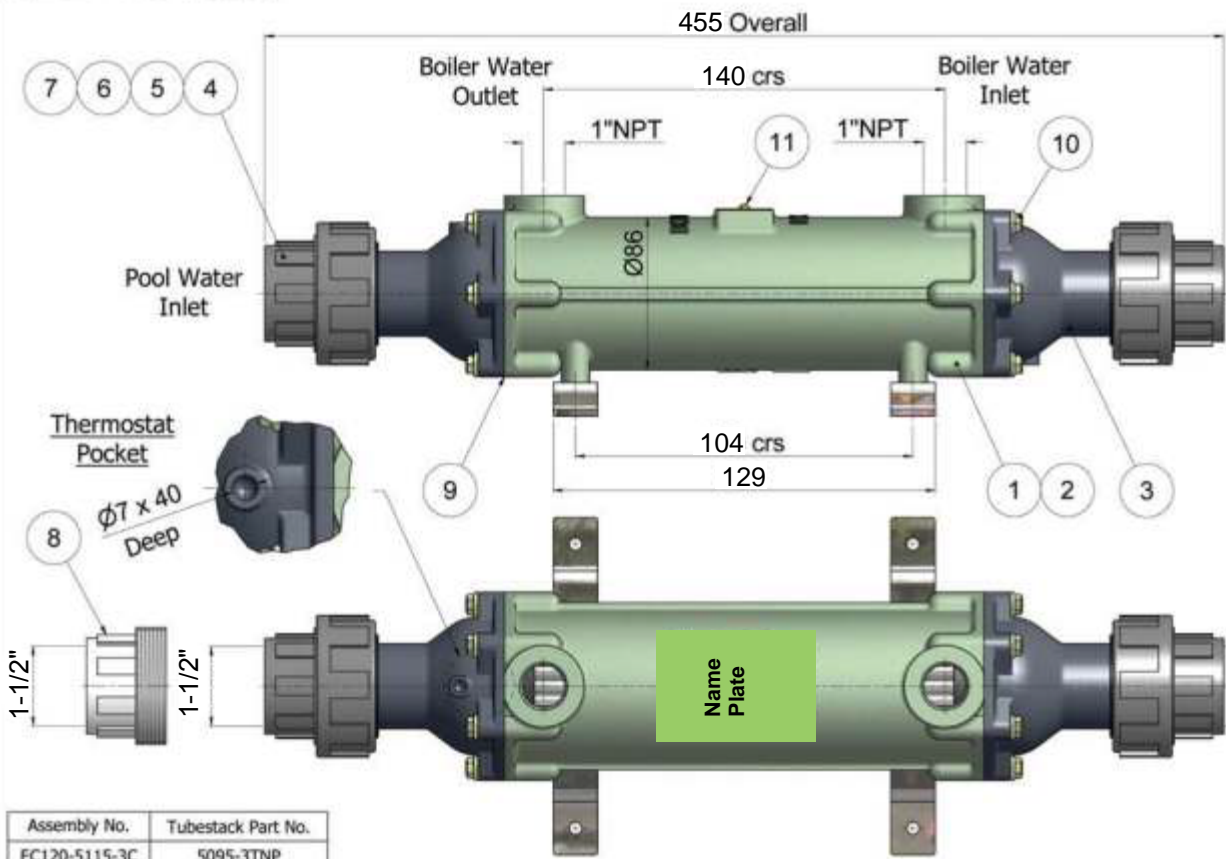
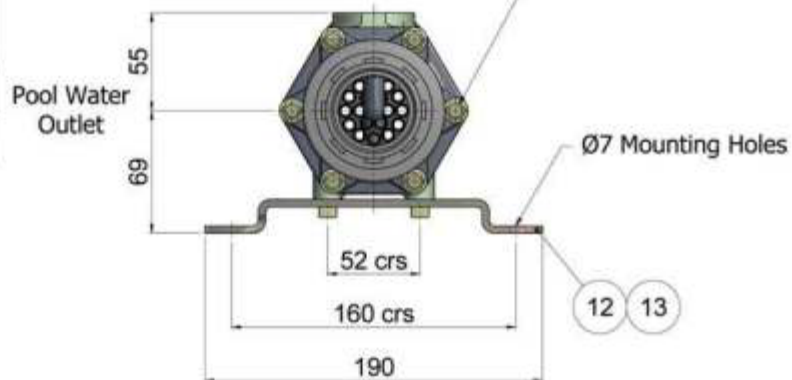


REV	DESCRIPTION	DATE	BY
2	1" NPT Toping With 1/2" NPT	3/26/09	D.S.
1	Tubestack Was 5095-3TNP	3/21/09	D.S.

### Model 5102-2 Swimming Pool Heat Exchanger



6~Flange Screws M6 x 30 Removal Of These Will Enable The End Covers And Tubestack To Be Removed.

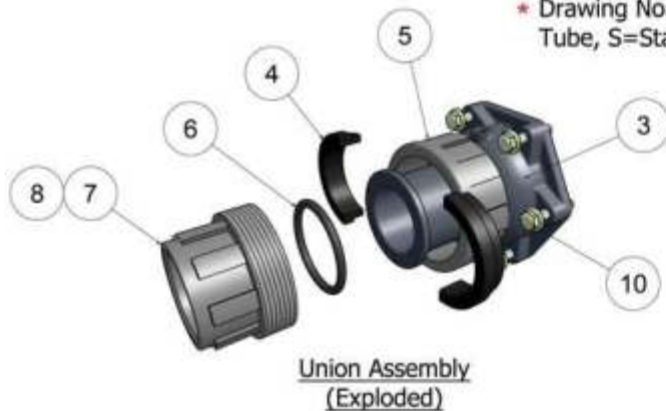


Assembly No.	Tubestack Part No.
EC120-5115-3C	5095-3TNP
EC120-5115-3S	5095-3STP
EC120-5115-3T	5095-3TIP

**Notes:**

- Item No's. 5, 6, 7 and 8 Supplied Loose With Assembly.
- 4~M6 x 12 Socket Screws Supplied Fitted Into Mounting Feet.
- Body To Be Painted Swimming Pool Green.
- \* Drawing No. Suffix To Indicate Tube Material, C=Cupro Nickel Tube, S=Stainless Steel Tube And T=Titanium Tube.

Part No.	Qty	Description	Item	Material
M6 x 12	4	Socket Screws	13	MS
4154	2	Mounting Feet	12	SS
3594	1	Nameplate	11	Brass
M6 x 30	12	Flange Screws	10	MS
AN12	2	Seals	9	Nitrile
	2	Union Bush (BS)	8	GFN
5134	2	Union Bush (Metric)	7	GFN
	2	Union Seals	6	EPDM
	2	Union Nuts	5	GFN
4571	4	Split Rings	4	GFN
4567	2	End Covers	3	GFN
5095-3	1	Tubestack EC120	2	*
EC71	4568-3N	Body EC120	1	CI



ALL DIMENSIONS ARE IN MILLIMETERS

DRWING	DATE	13/05/2009	TITLE	5102-2
REVISION	DATE		CHECKED	DRG. No.
			SCALE	1:1